



**ORIGINAL RESEARCH****Nutrition process improvements for adult inpatients with inborn errors of metabolism using the i-PARIHS framework**

Clare WILLIAMS <sup>1,2</sup> Barbara S. VAN DER MEIJ,<sup>1,3,4</sup> Janelle NISBET,<sup>2</sup> Jim MCGILL<sup>2</sup> and Shelley A. WILKINSON <sup>1,3,4</sup>

<sup>1</sup>Department of Dietetics and Food Services and <sup>2</sup>Queensland Lifespan Metabolic Medicine Services, Mater Health and

<sup>3</sup>Mater Research Institute, University of Queensland, Brisbane and <sup>4</sup>Faculty of Health Sciences and Medicine, Bond University, Gold Coast, Queensland, Australia

**Abstract**

**Aim:** This project aimed to implement consensus recommendations and innovations that improve dietetic services to promote timely referral to optimise nutritional management for adult inpatients with inborn errors of metabolism (IEM).

**Methods:** The i-PARIHS framework was used to identify service gaps, implement innovations and evaluate the innovations within this single-site study. The constructs of this framework are: (i) review of the evidence; (ii) recognising patients and staff knowledge and attitudes; (iii) acknowledging the local context; and (iv) the facilitators role. This included a literature review and metabolic centre service comparisons to investigate dietetic referral and foodservice processes to inform the innovation. A 12-month chart audit (6 months retrospective and prospective of implemented innovation, respectively) to evaluate newly established dietetic referral and IEM nutrition provision procedures was also completed.

**Results:** The innovations implemented encompassed a clinical alert triggering urgent referral, nutrition sick day plans and metabolic diet and formula prescription via an 'alert' tab in electronic records. Eleven metabolic protein-restricted diets and nine formula recipes were introduced. Prior to the innovations, only 53% (n = 19/36) of inpatients with IEM were assessed by the dietitian and received appropriate nutrition within 24 hours. Following implementation of the innovations, 100% (n = 11/11) of inpatients with IEM received timely dietetic assessment and therapeutic nutrition.

**Conclusions:** Implementation of innovations developed using the i-PARIHS framework is effective in timely notification of the metabolic dietitian of referrals. This ensures optimal nutritional management during admissions which is required in this group of high-risk patients.

**Key words:** diet therapy, evidence-based practice, food service, inborn error of metabolism, i-PARIHS, protein restricted.

**Introduction**

In today's health-care arena there is mounting pressure to ensure that the delivery of service is evidence-based and clinically effective.<sup>1</sup> Modern definitions of evidence-based practice emphasise building upon clinical expertise by accessing

research evidence and measuring its validity, applicability, and value to clients.<sup>2</sup> This process is fundamental to ensure optimal patient outcomes. Despite awareness of how best to provide health services, failure to translate research into practice is common.<sup>3,4</sup> This has driven the evolution of frameworks to provide a systematic and rigorous approach to the planning and evaluation of knowledge translation. The integrated-Promoting Action on Research Implementation in Health Services (i-PARIHS) is one such framework.<sup>5</sup>

In 2015, our Dietetics and Foodservices Department systematically addressed evidence-practice gaps in all dietetic caseloads. This process involved comparing clinical areas with relevant guidelines, high quality literature, and comparison services to identify evidence-practice gaps, before developing innovations to ensure best practice dietetic care.

This strategic and systematic process closely mapped the key constructs of the i-PARIHS framework. Fortunately, this

C. Williams, BHLthSc (Nutr&Diet-Hons), APD, Senior Dietitian

B.S. van der Meij, PhD, Senior Research Dietitian

J. Nisbet, PhD, FRACP, Endocrinologist and Metabolic Physician

J. McGill, MBBS(Hons), FRACP, Senior Metabolic Consultant

S.A. Wilkinson, PhD, AdvAPD, Senior Research Dietitian

**Correspondence:** C. Williams, Department of Dietetics and Food Services, Mater Health, Level 3 Salmon Building, Raymond Terrace, South Brisbane, QLD 4101, Australia. Tel.: +61 (07) 3163 6000.

Email: clare.williams@mater.org.au

Accepted January 2019

© 2019 Dietitians Association of Australia

coincided with the establishment of a new adult metabolic service. Alongside this, was the departure of paediatric services from our hospital to form Children's Health Queensland (CHQ). Historically, the paediatric services treated adult patients at our site, and adults across the state. This loss of expertise created a gap in care for adults with inborn errors of metabolism (IEM) and left the facility with minimal clinical experience, a lack of resources and unsupported referral and foodservice processors. The hospital acknowledged this service gap and recruited a trainee doctor, and established the statewide Queensland Lifespan Metabolic Medicine Service alongside CHQ. Over this time, an unexpected influx of adult IEM admissions occurred due the service expansion. No established referral or foodservice processes existed to accommodate adult metabolic admissions, resulting in a strain on the metabolic dietitian's caseload and highlighted the serious clinical risk associated with lack of appropriate food and formula provisions for IEM inpatients. The metabolic dietetic full time equivalent increased from 0.5 to 0.7 to accommodate the absorption of all adult IEM patients across Queensland.

IEMs are a group of genetic disorders causing enzyme dysfunction affecting the normal metabolic pathways of proteins, carbohydrates, and fats.<sup>6</sup> In the majority of the disorders, problems arise because of accumulation of toxins derived from protein breakdown that interfere with normal function.<sup>7,8</sup> Any given IEM is very rare, however, the epidemiology of this group of disorders occur in 1 in 5000 live births.<sup>9,10</sup> With the advancements of technology, diagnoses are occurring across all ages,<sup>11-13</sup> with up to 50% of IEMs presenting in later childhood and adulthood.<sup>9</sup> Improved diagnosis and treatment options means more patients are surviving into adulthood with this trend expected to continue.<sup>6,14,15</sup>

Diet therapy is considered the cornerstone of many IEM treatments.<sup>13,15-18</sup> These patients can present with minor illness that can precipitate rapid decompensation and deterioration.<sup>9,13</sup> Failure to provide immediate protein restricted, high energy metabolic formula and diet therapy aimed at minimising toxin accumulation and halting catabolism, can result in serious outcomes including mental retardation, neurologic crisis, and death.<sup>7,9,10,13,14,16,19</sup>

The current study describes our dietetic service improvement process for the metabolic caseload. Specifically, we present the identification of evidence-practice gap, and the development, implementation, and evaluation of an evidence-based model of care using the i-PARIHS framework to improve dietetic and nutrition provision services for adult inpatients with IEM.

## Methods

This single-site metabolic dietetic service development process, which will be referred to as *the innovation*, was undertaken within the i-PARIHS framework for knowledge translation.<sup>5</sup> The i-PARIHS framework involves four key constructs.<sup>5</sup> First, sourcing and applying available evidence and data to inform the innovation; second, recognising recipients (patients and staff) as the people who are affected by and influence the innovation. The third construct accounts for local and wider organisational context that

enables or constrains implementation. The fourth construct entails the facilitator activating implementation through assessing and responding to characteristics of the innovation within the contextual setting. Following this process enabled the facilitator to pinpoint barriers, assess influencing factors and negotiate implementation strategies with key stakeholders (including the patients) to translate research findings into clinical practice to improve nutrition for IEM inpatients.

Data to inform the innovation were drawn from a number of sources. These included a literature review; a service comparison; and audits of the metabolic dietetic service. Table 1 illustrates how the four i-PARIHS constructs informed the innovation. Further details on this are outlined below.

*Literature review:* Relevant guidelines, protocols, dietetic models of care and recommendations for metabolic foodservice and formula provision published from 2000 onwards were obtained from the Clinician Knowledge Network and a Cochrane review. The search was limited to IEM in the acute or emergency setting. Literature was only included if available in English and full text articles.

*Service comparison:* Australian and New Zealand IEM centres were invited to respond to a questionnaire in November 2015 to collate current practices in dietetic service responsibilities and food/formula provisions across sites. A yes/no questionnaire, with descriptive components to allow comment was developed (Appendix 1). The questionnaire was emailed to 10 metabolic specialist centres in Australia and New Zealand chosen by their professional association with the Australasian Society of Inborn Errors of Metabolism. The email invited the metabolic dietitian(s) and teams to respond from each centre. Participation was voluntary and consent was assumed with questionnaire return. Responses from the questionnaire were tallied.

*Metabolic dietitian service audits:* Chart audits at baseline (retrospective) and post-innovation (prospective) were conducted to determine if IEM inpatients were assessed by a dietitian urgently (defined as within 24 hours of admission or next working day) and received therapeutic nutrition via prescription of specialised protein restricted, high-energy diet and metabolic formula. Both audits captured data over 6 months. Hospital clinical coders extracted lists of IEM inpatients. Patients admitted for 4 hours or less, and those under 18 years were excluded. Data collected included documentation of dietetic assessment (yes/no); initial dietetic assessment conducted urgently (yes/no); and the number of nutrition-related clinical incidents. The data were de-identified and tabulated to allow comparisons over the two time points. The baseline audit reviewed the IEM inpatients admitted from 1 February 2015 to 31 July 2015. A search of nutrition-related clinical incidents for these inpatients logged over this same time period was also extracted. The same audit process took place following the implementation of the innovation. This prospective audit reviewed the IEM inpatients from 1 November 2016 to 30 April 2017. The time between audit periods was intended to allow for the innovation to be imbedded within the service. A timeline of events is represented in Figure 1. Descriptive statistical analysis was used to compare the results across the baseline and retrospective audits.

**Table 1** State of current practice for inborn errors of metabolism (IEM) as per i-PARIHS framework that formed the innovation for metabolic dietitian process improvements

<i>Four i-PARIHS key constructs</i>	<i>Literature and consensus recommendations; Barriers and enablers of implementation</i>	<i>State of current practice; Australia and New Zealand (n = 7)</i>	<i>Change in practice</i>
1. Sourcing and applying available evidence to inform innovation	All patients are to be referred to the metabolic team urgently (within 24 hours) of admission, including assessment by an experienced metabolic dietitian  Clinical staff/s need to have immediate access to individualised IEM sick day diet and medical management plans	71% of centres have an alert or trigger that prompts a direct metabolic referral for IEM admissions 100% of centres provide a blanket dietitian referral for IEM assessment 100% of centres provide initial dietetic assessment for IEM inpatients within a 24-hour timeframe 71% of centres allow all clinical staff access to specialised IEM sick day nutrition plans 86% of centres supply standard no protein, high-energy metabolic formula prepared in a sterile environment 71% of hospital kitchens provide specialised metabolic foods and protein-restricted diets for IEM inpatients	Clinical alert added to electronic medical record for all IEM patients  Clinical alert prompts urgent referral to dietitian  Dietitian able to assess IEM patients within 24 hours of admission  Metabolic sick day nutrition plans made available to all clinical staff  Hospital formula room prepare metabolic formula from one of nine standard recipes  Three new food items and 11 specialised low protein diet codes added to room service
2. Recipients as people who are affected by and influence the innovation	Require a specialised protein restricted, high-energy diet and metabolic formula to meet the individualised nutritional needs  IEM patients were educated about the innovation in clinic and individuals consulted about food and formula preferences Stakeholder negotiations and transparency of communication with innovation progress	N/A	Eleven new protein restricted, high-energy diet codes and nine formula recipes added to room service  Individualised sick day plans are reviewed second yearly and negotiated with the IEM patient  Ongoing in servicing, formula room training for staff, q6/12 audits continue
3. Accounting for local and wider organisational context that can enable or constrain implementation	Our site providing care for all IEM adult patients as part of Queensland Lifespan Metabolic Medicine Service  No on-call dietetic services available at this hospital	N/A	Dietitian full time equivalent increase from 0.5 to 0.7 to accommodate influx  Clinical staff can activate metabolic diet codes and formula 24/7 with instructions provided on sick day plans
4. The facilitator activating implementation though assessing and responding	Robust relationship between facilitator dietitian and metabolic team, dietetics	N/A	Metabolic dietitian good interpersonal skills and

**Table 1** Continued

Four i-PARIHS key constructs	Literature and consensus recommendations; Barriers and enablers of implementation	State of current practice; Australia and New Zealand (n = 7)	Change in practice
to characteristics of the innovation within the contextual setting	department, food services and formula room Dietitian facilitator familiar with the IEM patients, the significance of the innovation to their overall health outcomes and the ward staff		leadership to drive the project Metabolic dietitian active in IEM caseload and ongoing rapport development with patients via continued nutrition therapy and care

Utilising the constructs from the i-PARIHS framework, we sourced and collated available data from the literature review, service comparison and metabolic dietetic service audit. Action steps were negotiated and decided by the stakeholder team. Consideration for the staff and patients who would be affected by the innovation within our hospital context took place as a critical step in the i-PARIHS framework. This involved outpatient consultations with patients to establish dietary preferences and conducting nursing, foodservice and dietitian assistant training in-services. Strategies for overcoming barriers were discussed, with practical solutions identified and built into the action steps. The innovation for improving nutritional management and dietetic services for inpatients with IEM was developed from these findings.

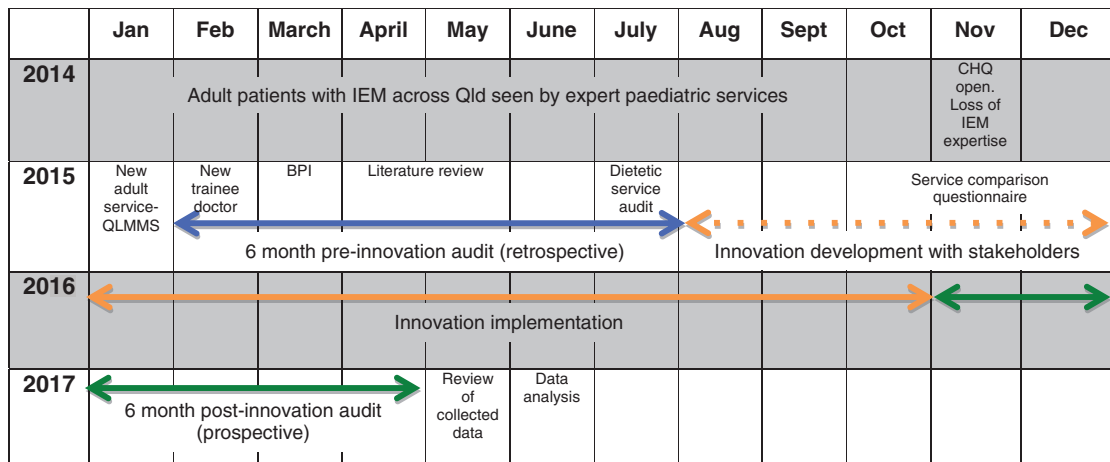
This project received exemption from ethical approval from the hospital's Human Research Ethics Committee (HREC/17/MHS/42).

**Results**

*Literature review:* Limited high quality evidence regarding treatment and dietary management of adults with IEMs was identified. Much of the literature and management plans

obtained were based on paediatric populations and rated as class C and D evidence.<sup>20</sup> The literature review did identify the effectiveness of clinical pathways and alerts referring inpatients to the metabolic team urgently with access to emergency management plans including immediate initiation of protein restricted diets in children,<sup>13-16,21-23</sup> but failed to provide any advice for adults. It was recognised that advancements in diagnosis and treatment options results in IEM patients surviving into adulthood<sup>6</sup> but there remains limited robust evidence because of lack of relevant clinical studies on management for this age group.<sup>17,22-27</sup> The key findings from the literature are shown in the second column of Table 1.

*Service comparison:* There was a 70% (n = 7/10) response rate from the Australian and New Zealand IEM service comparison questionnaires. No consistency of process or pathways for referrals to dietitians, food and formula provision was reported across sites. All centres that responded reported that their services provide an urgent (within 24 hours of admission) referral to the metabolic team and dietitian. Over two-thirds (71%, n = 5/7) of the centres responded that clinical staff has full access to sick day nutrition plans. The remaining 28% (n = 2/7) of centres provide on-call dietitians that activate these plans. The results of



**Figure 1** Timeline of events for process improvement innovation of nutrition services for inpatients with inborn errors of metabolism.

these service comparison questionnaires are in the third column in Table 1.

**Metabolic dietitian service audit:** The results from the 6-month retrospective (baseline) audit revealed that only 53% (n = 19) IEM patients from a total of 36 admissions were assessed by the metabolic dietitian within 24 hours or the next working day. This left 47% (n = 17) inpatients not assessed in line with evidence recommendations. Of these, 14% (n = 5) of patients did not receive dietetic assessment urgently, leaving one-third (33%, n = 12) of IEM inpatients discharged without dietetic assessment at all. From all 36 IEM admissions, only 8% (n = 3) had a nutrition-related clinical incident logged regarding inaccurate foodservice provisions. The retrospective chart audit identified another 14% (n = 5) of patients had been allocated inaccurate diet codes. Nutrition-related clinical incidents should have been logged for these errors but as one-third of patients had no dietetic input, and clinical staff did not realise the errors, these incidents were missed. Retrospectively, this accounts for 22% (8/36) of pre-innovation incident errors.

Results from the prospective (post-innovation) audit show that 100% (n = 11) of patients admitted were assessed by the metabolic dietitian within 24 hours of admission or the next working day achieving evidence recommendations. Of the 11 IEM admissions over this prospective audit, 9% (n = 1) had a nutrition-related clinical incident logged for inaccurate foodservice provision. All other patients were provided a protein-restricted diet and metabolic formula prescribed on their sick day plan. These results are shown in Figure 2.

**Change in practice:** As a result of using the i-PARIHS framework, combining the findings from the literature review, service comparison, and metabolic dietitian service

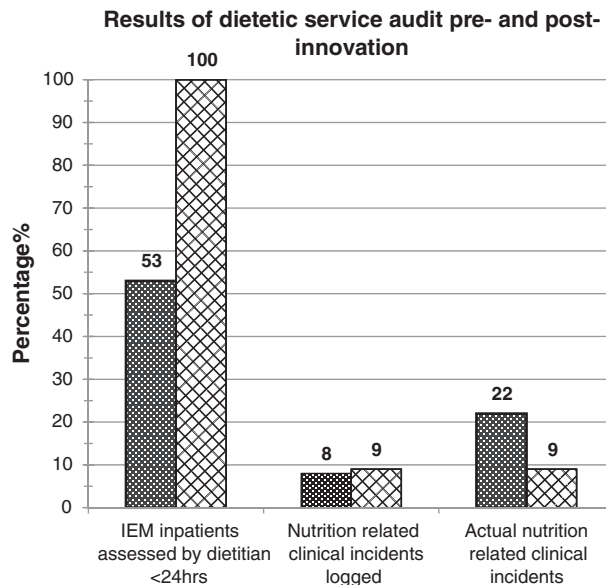
audit, three action steps that form the *metabolic dietetic service innovation* were developed. These were:

- Creation of an electronic referral alert
- Access to metabolic sick day nutrition plans for all clinical staff
- Establishment of metabolic diet codes and specialised formula recipes

**Referral alert:** All IEM patients known to the metabolic service were assigned an alert on their electronic medical record. This alert prompts an urgent referral to the metabolic team, including the metabolic dietitian. The clinicians are available 24/7 and can action the sick day nutrition plans with prescribed protein restricted diets and formulas in the absence of on-call dietetics.

**Access to metabolic sick day nutrition plans:** Since the innovation, IEM inpatients who require an individualised sick day nutrition plan have these in place via the 'alerts' tab in the electronic medical record. The sick day nutrition plans include comprehensive instruction for individualised protein restricted, high-energy diet prescription, with recipes for specialised formula to promote metabolic stability. Clinical staff access these sick day nutrition plans, allowing prompt actioning of diet codes via the hospital foodservice interface. Data for frequency of use of these sick day nutrition plans cannot be compiled, but during the implementation, all patient plans were applied to the alert tab.

**Establishment of metabolic diet codes and specialised formula:** In response to the inadequate provision of foodservices for IEM inpatients, a review of the menu occurred. During this time, the hospital was transitioning to Room Service Choice on Demand food delivery system.<sup>28</sup> Eleven new specialised protein restricted metabolic diet codes were developed. These included specialised medical foods



**Figure 2** Results from the dietetic service audit for percentage of inborn errors of metabolism inpatients assessed <24 hours of admission (or next working day) and nutrition-related clinical incidents (✳) pre-innovation (n = 36) and (◻) post-innovation (n = 11).

**Table 2** A nutritional description of the specialised protein-restricted inborn errors of metabolism (IEM) diet codes and reserved food items available pre- and post- innovation

	<i>Reserved foods for IEM diet codes</i>	<i>Diet code</i>	<i>Protein range (g)</i>	<i>Energy range (kJ/kg/day)</i>
Pre-innovation	Nil standard items	Low protein 35 g	≤35	Not specified
Post-innovation	Prozero milk	Low protein 0 g (metabolic)	0	125–145
	Protein-free pasta	Low protein 2 g (metabolic)	2	125–145
	Protein-free herb crackers	Low protein 4 g (metabolic)	4	125–145
		Low protein 8 g (metabolic)	8	125–145
		Low protein 10 g (metabolic)	10	125–145
		Low protein 12 g (metabolic)	12	125–145
		Low protein 15 g (metabolic)	14–16	125–145
		Low protein 20 g (metabolic)	18–21	100–125
		Low protein 25 g (metabolic)	23–26	100–125
		Low protein 30 g (metabolic)	28–32	100–125
Low protein 35 g (metabolic)	33–37	100–125		

**Table 3** A description of the specialised formula used for patient admitted with inborn errors of metabolism (IEM) detailing nutritional composition for standard doses available pre- and post-innovation

	<i>Formula</i>	<i>Description</i>	<i>Use</i>	<i>Nutritional data for specialised metabolic formula (per 100 mL)</i>		
Pre-innovation	Nil available from formula room	Ordered ad-hoc by dietitian or metabolic team via pharmacy	As prescribed by metabolic team	Manual calculations by dietitian		
Post-innovation	Standardised recipes for IEM solutions made in formula room			15%	20%	25%
	Polyjoule	Pure glucose polymer	For the dietary management of disease-related malnutrition, patients with high energy requirements	260 kJ; 15 g CHO	334 kJ; 20 g CHO	424 kJ; 25 g CHO
	Duocal	Carbohydrate and fat supplement	For patients with inborn errors of protein metabolism who are unable to meet their requirements with permitted food	310 kJ; 11 g CHO; 3.3 g fat	412 kJ; 15 g CHO; 4.5 g fat	515 kJ; 18 g CHO; 5.6 g fat
	Energivit	Protein-free supplement, mixture of CHO, fat, vitamins, minerals, trace elements	For patients with inborn errors of protein metabolism who are unable to meet their requirements with permitted food	310 kJ; 10 g CHO; 3.8 g fat	412 kJ; 13 g CHO; 5 g fat	515 kJ; 17 g CHO; 6.3 g fat

reserved for patients with IEMs to improve food variety. Additionally, nine metabolic formula recipes were created. The pre- and post-implementation data for diet codes and metabolic formula are described in Tables 2 and 3, respectively. These diet codes and formula recipes were added to the hospital foodservice interface allowing clinical staff to allocate the dietary prescription as recommended in the sick day nutrition plans.

## Discussion

This service improvement strategy used the i-PARIHS framework to develop, implement, and evaluate an innovation to improve nutrition services for adult inpatients with IEM. Through a consensus process of data gathering and stakeholder discussion, the lack of evidence in the literature was overcome to develop this dietetic service improvement. Despite the lack of robust evidence, we showed that electronic referral alerts, clinical staff access to sick day nutrition plans and incorporation of protein restricted metabolic diet codes and formula recipes are successful in improving nutrition management and timeliness of dietetic services for adult IEM inpatients to reflect evidence recommendations.

As the hospital metabolic service developed over the 2015–2017 project period, a reduction in total IEM admissions occurred (i.e. 36 vs 11 across the different audit periods). This clear reduction may be accounted for by the improvement in outpatient metabolic services. More thorough education of the sick day nutrition plans and dietary management in the outpatient clinic setting occurred. This meant patients were able to activate their sick day therapy immediately at home, contributing to fewer hospital admissions. During the post-implementation audit period, two patients were excluded from the data collection as their admission was less than 4 hours. Interestingly, for both presentations, the electronic sick day nutrition plan was initiated by clinical staff and an urgent referral made to the metabolic dietitian, further supporting the success of the overall innovation.

To our knowledge this is the first study that specifically addresses dietetic service and nutrition improvements for adult inpatients with IEMs despite many recognising its importance. Unlike other common dietetic caseloads such as oncology and malnutrition where more robust clinical guidelines exist, IEM is an expanding field of dietetic practice, especially within adult services. Demirdas *et al.* have highlighted that in the absence of robust evidence, multidisciplinary cooperation using clinical pathways will improve communication and provide clear direction for best care,<sup>22</sup> but did not specifically detail the dietitians role or nutrition component of the clinical pathway. Additionally, Camp *et al.* recognised the gaps in knowledge regarding the safety and utility of nutritional interventions for the management of IEMs. They also noted that these gaps can only be filled with further evidence-based research<sup>17</sup> such as that undertaken in the present study.

Because of lack of evidence specific for provision of dietetic services, the innovation was generated using combined

findings from the literature, service comparison, and dietetic service audits. The intuitive appeal and relevance to real world settings of the i-PARIHS framework<sup>5</sup> means that the facilitator could adapt the innovation to encompass the local and organisational context, such as having no on-call dietitians and building diet codes and formula recipes into the room service system before implementation.

Several studies recognise that the management of these disorders can be complicated and should always involve a metabolic team including an experienced metabolic dietitian.<sup>9,13–15,18,29</sup> Indeed, Acosta and Singh highlight the significance of metabolic dietitians' role in ascertaining nutrient requirements, calculating compositions of formula, and provision of specialised prescriptive diets.<sup>14,18</sup> It is recognised that metabolic emergencies are one area of health care where therapeutic strategies fall short from an evidence-base because of lack of high quality research, in particular, a lack of evidence in the management of adults in acute hospital settings.<sup>17,22,30</sup>

Strengths of this project include the facilitator's relationship with stakeholders and their keen support of the innovation. Without a facilitator linked closely with the service who is aware of the patient group, limitations and importance of the metabolic diet therapy, and local constraints of the hospital context, the innovations could have failed. The facilitator is the active element, assessing, aligning, and integrating the other three constructs of the i-PARIHS framework.<sup>5</sup> The role of the facilitator to drive the innovation into action is a key element of the framework and proved successful in this instance.

A limitation of the present study is that it only measured two variables (dietitian assessment and nutrition provisions). Time constraints and stakeholder negotiations to focus on priority needs meant that other efficacies of treatment such as reduced length of stay, accuracy of nutritional provisions versus patient satisfaction and reduction in dietitian staff-hours were not assessed. The significance of these variables lends scope for expansion of the present study in the future.

The results from the service comparison across IEM centres in Australia and New Zealand showed similar innovations are evolving. Five of the seven centres were also establishing new metabolic services or reviewing their local sick day nutrition processes and foodservice provision to improve IEM inpatient care. The findings of this investigation align with the literature explored, showing that expert opinion and consensus may be the only supporting evidence when improving inpatient dietary provision for IEM patients.

Outcomes from this project will inform our metabolic dietetic service to continue to monitor and improve adult IEM inpatients nutritional management. Despite our local successes, it is clear that more research is needed to investigate how best to optimise nutritional provision and dietetic services for adult with these rare genetic conditions. Future projects include collaboration between IEM centres to develop Australasian guidelines for nutrition provision, and identification of micronutrient deficiency risk in IEM groups based on formula intake and compliance.

In conclusion, the use of the i-PARIHS framework was successful in developing an innovation that was effective in improving nutritional services for adult inpatient with IEM within this single site. Despite this, the ongoing need for evidence-based research to investigate specific responsibilities of the metabolic dietitian and define nutrition care pathways for these inpatients is warranted. Health innovations developed using i-PARIHS will improve patient care for this group of complex patients; particularly at our site, as the adult IEM population continues to expand.

## Funding source

No funding was sourced for this project or manuscript.

## Conflict of interest

The authors have no conflicts of interest to declare.

## Authorship

All authors participated sufficiently in the study to take public responsibility for the content. Clare Williams (corresponding author) facilitated the project, with supervision from Drs BM and SAW. Data collection, analysis and interpretation were completed by Clare Williams. Clare Williams was responsible for drafting the article with Drs BM and SAW providing significant critical input into the article and contributing to regular article reviews. Drs JN and JM were instrumental in the planning, development and evaluation of the innovations. They both also reviewed the article. All authors are in agreement with the manuscript and declare that the content has not been published elsewhere. Thanks to Anita Inwood and Sally McCray for their support and input into the project innovations. Thanks to Laura Hawke and Aman Marwah for assisting greatly with the development of menus suitable for patients with IEM.

## References

- Rycroft-Malone J. The PARIHS framework—a framework for guiding the implementation of evidence-based practice. *J Nurs Care Qual* 2004; **19**: 297–304.
- Straus SE, Richardson WS, Glasziou P, Haynes R. *Evidence-Based Medicine: How to Practice and Teach EBM*. Edinburgh, UK: Elsevier Churchill Livingstone, 2005.
- Byham-Gray LD, Gilbride JA, Dixon LB, Stage FK. Evidence-based practice: what are dietitians' perceptions, attitudes, and knowledge? *J Am Diet Assoc* 2005; **105**: 1574–81.
- Vogt E, Byham-Gray L, Touger-Decker R. Perceptions, attitudes, knowledge, and clinical use of evidence-based practice among US registered dietitians. *Top Clin Nutr* 2015; **28**: 283–94.
- Harvey G, Kitson A. PARIHS revisited: from heuristic to integrated framework for the successful implementation of knowledge into practice. *Implement Sci* 2016; **11**: 33–44.
- Bay C, Reid C, Daub A. Adolescents and adults with inborn errors of metabolism. *Int J Disabil Hum Dev* 2010; **9**: 167–75.
- El-Hattab AW. Inborn errors of metabolism. *Clin Perinatol* 2015; **42**: 413–39.
- Schneller JL, Lee CM, Bao G, Venditti CP. Genome editing for inborn errors of metabolism: advancing towards the clinic. *BMC Med* 2017; **15**: 43.
- Fletcher JM. Metabolic emergencies and the emergency physician. *J Paediatr Child Health* 2016; **52**: 227–30.
- Jeanmonod R, Jeanmonod D. *Inborn Errors Of Metabolism*. StatPearls Publishing: National Centre for Biotechnology Information, 2017. (Available from: <http://www.ncbi.nlm.nih.gov/pubmed/29083820>, accessed 24 August 2018).
- Kamboj M. Clinical approach to the diagnoses of inborn errors of metabolism. *Pediatr Clin North Am* 2008; **55**: 1113–27.
- Christodoulou J. Clinical evaluation and emergency management of inborn errors of metabolism presenting in the newborn. *SE Asian J Trop Med* 2003; **34** (S3): 189–97.
- Gupta N, Kabra M. Acute management of sick infants with suspected inborn errors of metabolism. *Indian J Pediatr* 2011; **78**: 854–9.
- Acosta P, Ryan A. Functions of dietitians providing nutrition support to patients with inherited metabolic disorders. *J Am Diet Assoc* 1997; **97**: 783–6.
- Burton H, Sanderson S, Dixon M, Hallam P, White F. Review of specialist dietitian services in patients with inherited metabolic disease in the United Kingdom. *J Hum Nutr Diet* 2007; **20**: 84–92.
- Vernon HJ. Inborn errors of metabolism: advances in diagnosis and therapy. *JAMA Pediatr* 2015; **169**: 778–82.
- Camp KM, Lloyd-Puryear MA, Yao L *et al.* Expanding research to provide an evidence base for nutritional interventions for the management of inborn errors of metabolism. *Mol Genet Metab* 2013; **109**: 319–28.
- Singh RH, Kaczmarczyk MM. Standards of professional practice for genetic metabolic dietitians. *Genet Med* 2008; **10**: 290–3.
- Saudubray JM, Sedel F, Walter JH. Clinical approach to treatable inborn metabolic diseases: an introduction. *J Inherit Metab Dis* 2006; **29**: 261–74.
- National Health and Medical Research Council. *How to Review the Evidence: Systematic Identification and Review of the Scientific Literature*. Canberra, Australia: Commonwealth of Australia, 1999.
- Zand DJ, Brown KM, Lichter-Konecki U, Campbell JK, Salehi V, Chamberlain JM. Effectiveness of a clinical pathway for the emergency treatment of patients with inborn errors of metabolism. *Pediatrics* 2008; **122**: 1191–5.
- Demirdas S, van Kessel IN, Korndewal MJ *et al.* Clinical pathways for inborn errors of metabolism: warranted and feasible. *Orphanet J Rare Dis* 2013; **8**: 37.
- British Inherited Metabolic Disease Group. *Emergency Guidelines for Adults*, 2018. (Available from: <http://www.bimdg.org.uk/guidelines/guidelines-adult.asp>, accessed 25 August 2018).
- McCain M, McGrath R, Stransky M, Benkendorf J. National survey of providers treating patients with metabolic disorders identified by newborn screening demonstrate challenges faced by clinical care systems. *Clin Pediatr* 2015; **54**: 759–64.
- Rice GM, Steiner RD. Inborn errors of metabolism (metabolic disorders). *Pediatr Rev* 2016; **37**: 3–15.
- Steiner RD. Evidence based medicine in inborn errors of metabolism: is there any and how to find it? *Am J Med Genet A* 2005; **134A**: 192–7.



- 27 Wilcken B. Clinical practice and the development of evidence. *J Inherit Metab Dis* 2012; **35**: 3–4.
- 28 McCray S, Maunder K, Krikowa R, MacKenzie-Shalders K. Room service improves nutritional intake and increases patient satisfaction while decreasing food waste and cost. *J Acad Nutr Diet* 2018; **118**: 284–93.
- 29 Dixon M. Disorders of amino acid metabolism: organic acidemias and urea cycle defects. In: Shaw V, ed. *Clinical Pediatric Dietetics*, 4th edn. Hoboken, NJ: Wiley Blackwell, 2007; 357–89.
- 30 Ewing P, Wiebe R. Evidence-based management of metabolic emergencies in the pediatric emergency department. *Pediatr Emerg Med Pract* 2009; **6**: 1–12.

## **APPENDIX I: THE 12 SERVICE COMPARISON QUESTIONS SPLIT INTO TWO SUBCATEGORIES DISTRIBUTED TO DIETITIANS AT METABOLIC SERVICES ACROSS AUSTRALIA AND NEW ZEALAND**

---

### Inpatient IEM referrals to dietetics

- 1 Do all IEM patients within your service receive a blanket referral for metabolic dietitian?
- 2 If so, is this an urgent referral?
- 3 Does your service provide a recommended timeframe in which the IEM patient should be seen by the metabolic dietitian, that is, assessed within 24 hours of admission?
- 4 Does your service offer 'on-call' dietetics for after hours or weekend IEM admissions? Is this specifically a dietitian trained to cover metabolic patients?
- 5 Does your service have any 'clinical alerts' attached to the patients UR that triggers referrals to metabolic consultants and dietitian upon admission?

### Provision of foodservice for inpatients with IEM

- 1 Does your service have any 'clinical alerts' relating the dietary prescription for your IEM patients during afterhours admissions, that is, default low protein diets?
  - 2 Is there a list of IEM patients known to foodservice so that appropriate diet plans can be implemented after hours?
  - 3 Does your service prepare all specialised IEM sick day formula in a sterile formula room environment?
  - 4 Does your pharmacy have a supply of specialised IEM synthetic protein formula and sick day formulas readily available?
  - 5 Are all your patients instructed to bring their own IEM synthetic protein formula if admitted? Does the hospital or dietetic department have an emergency supply that can be accessed after hours?
  - 6 Does your foodservice provide low protein food items such as ProZero, Loprofin pasta for use for IEM inpatient admissions?
  - 7 How do sick day/emergency plans get activated after hours at your hospital?
-

Copyright of Nutrition & Dietetics is the property of Wiley-Blackwell and its content may not be copied or emailed to multiple sites or posted to a listserv without the copyright holder's express written permission. However, users may print, download, or email articles for individual use.